

POWER BI

Course Outline





Program Overview

This Power BI training course will help you get the most out of Microsoft's Power BI, a suite of tools that lets you build interactive dashboards for analyzing data and extracting business insights. This course will help you master the development of dashboards from published reports, discover greater insights from your data with Quick Insights, and learn practical applications for Power BI tasks, such as gathering and analyzing data. You will also learn valuable Power BI troubleshooting tips.

Program Features

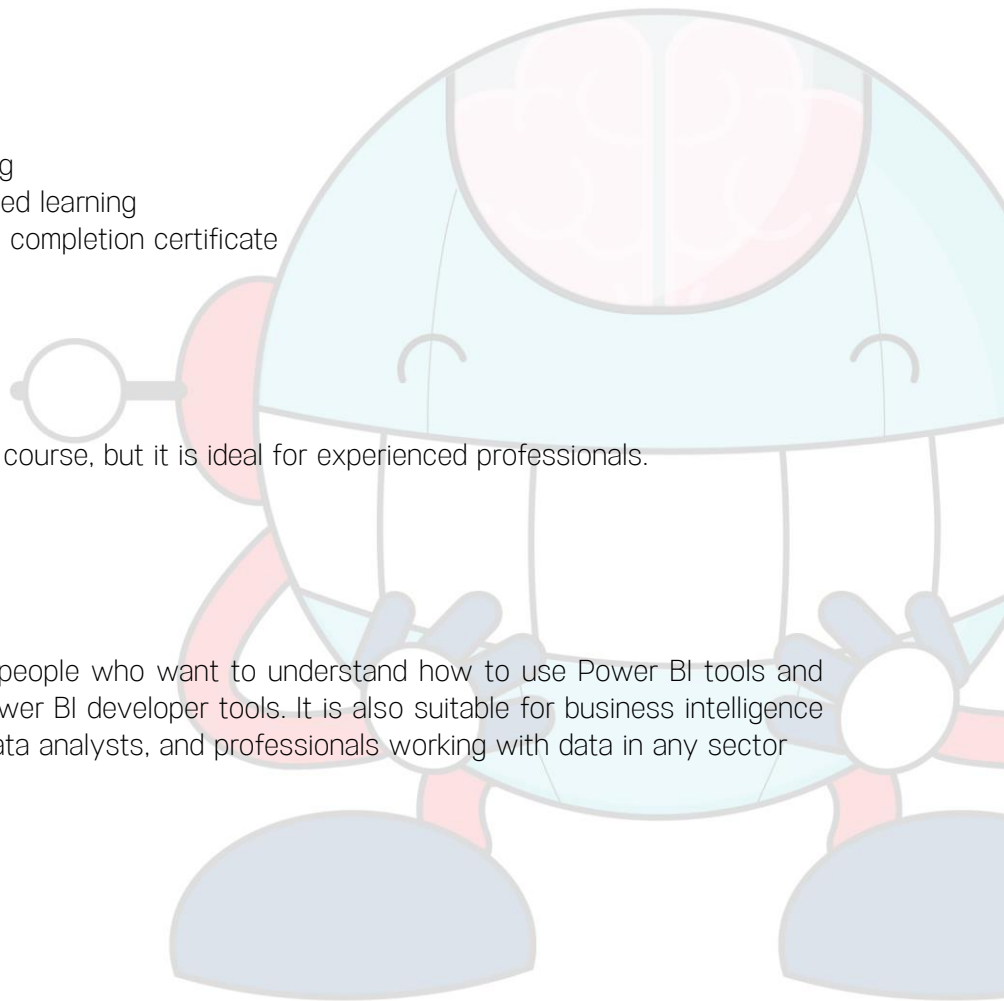
- 6 hours of enriched learning
- Lifetime access to self-paced learning
- Industry recognized course completion certificate

Prerequisites:

There are no prerequisites for this course, but it is ideal for experienced professionals.

Target Audience

This Power BI course is ideal for people who want to understand how to use Power BI tools and create customized visuals with Power BI developer tools. It is also suitable for business intelligence (BI) and reporting professionals, data analysts, and professionals working with data in any sector





Key Learning Outcomes

- When you complete this Power BI course, you will be able to accomplish the following
- Understand Power BI concepts like Microsoft Power BI desktop layouts, BI reports, dashboards, and Power BI DAX commands and functions
- Gain a competitive edge in creating customized visuals and deliver a reliable analysis of vast amount of data using Power BI
- Learn how to experiment, fix, prepare and present data quickly and easily
- Create a sales analysis report and a project management report
- Form relationships in your data model and learn data visualization best practices

Course Curriculum:

MICROSOFT POWER BI RECIPES

Lesson 1: Get And Prep Data Like A Super Nerd

- The Course Overview
- Desktop Layout, Features, and Views
- Connecting to Common Data Sources
- Query Editor Layout and Functionality
- Creating Relationships in Your Data Model

Lesson 2: Develop Your Data Nerd Prowess Overview of the Discover Phase

- Built-in Aggregations
- Calculated Columns and Measures
- A Visual Demonstration
- Some Slightly Advanced Measures

Lesson 03: Developing Reports And Dashboards





- Data Visualization Best Practices
- Report and Dashboard Layout
- Creating a Sales Analysis Report
- Creating a Project Management Report

Lesson 04: Tips, Tricks, And Capstone Project Overview of the Dream Phase

- Methods within the Dream Phase
- Ideation Workshops
- Divergent and Convergent Thinking
- How We Use the Dream Method for Problem Solving
- Card Storming and Affinity Mapping for Defining Solution Themes
- Crazy Eight Technique for Sketching
- Collaborative, Iterative Problem Solving and Design Differentiators
- Roadmap Creation

MICROSOFT POWER BI DESKTOP

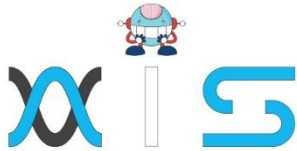
Lesson 01: Online Data Nerds

- The Course Overview
- Creating a Dashboard from Existing Reports
- Getting Quick Insights
- Asking Questions of Your Data
- Data Alert! Data Alert!

Lesson 02: Being The Data Nerd Of Your Team

- Be Kind and Share - With Whom and How?
- Collaborating on Microsoft Teams
- Overview and Staying Up to Date





AIS

With the rising demand in scalable technology, AIS provides tailored goal-setting based on your organization's needs and expectations. With products geared towards the growing needs of your organization's customers and employees, AIS has innovative and value-driven solutions.

Learning Partners



SAS Management, Inc.

SAS Management, Inc. has been a leader in the training, certification and consulting services industry in the Philippines. With offices in Makati, Ortigas and Cebu, Philippines, the company has been the top training and consulting company for over 9 years. In its years of existence, it has provided certificates to over 100,000 professionals including 10,000 participants in the 160+ courses that have been conducted just during the 2020-2021 pandemic alone. The most sought-after courses being offered are ITIL, Project Management Professional (PMP)®, COBIT 5, Six Sigma Yellow Belt, Six Sigma Green Belt, PRINCE2, and organizational skills, among others.



Simplilearn

Simplilearn, based in California and India, is the world's #1 online bootcamp and one of the world's the leading certification and training providers. Simplilearn trained over 2,000,000 professionals with 2,000+ trainers and provides over 400 different courses.

Technology Partner

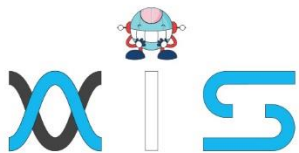


Freshworks

With over 40,000 customers, Freshworks is a business solutions software provider with products ranging from IT helpdesk and service desk, customer relationship management, live chat, marketing automation, phone system, and HR.

Partners & Affiliates





The program presented, as well as a wide range of programs are products of the partnership of AIS, SAS Management, Inc., and Simplilearn. With a common goal of providing the best practice of facilitating learning with an array of choices available in the online platform in this time of digitization.

Office Addresses

NXT AIS Inc.

Juan Antonio III Building
315 Maysilo Circle, Mandaluyong, Philippines

SAS Management, Inc.

- **Head Office**

Unit 1602 Cityland 10 Tower
2 6815 HV dela Costa cor Ayala Avenue
Makati City, Philippines

- **Branch Office**

Unit 204 Villa Building
Jupiter St. corner Makati Avenue
Makati City, Philippines

- **Branch Office**

Room 201 2nd floor OLS Building
443 Gorordo Avenue., Brgy. Kamputhaw
Cebu City, Philippines

- **Branch Office**

Malaysia - SAS Management
Sdn Bhd 6f-16, IOI Business Park,
Persiaran Puchong Jaya
47170, Selangor

Simplilearn

- **Simplilearn Americas, Inc Pvt Ltd.**

201 Spear Street, Suite 1100,
San Francisco, CA 94105 United States

- **Simplilearn Solutions Pte Ltd.**

NALANDA 53/1 C, Manoj Arcade, 24th Main Rd,
Sector 2, HSR Layout, Bengaluru
560102, Karnataka, India.

- **Simplilearn Singapore**

#14-302, The Plaza, 7500A Beach Rd,
Singapore 199591